

Family Weekend: October 2-4, 2020

Hopkins Votes: Make a Plan to Vote in the 2020 Election

family weekend



HOPKINS★VOTES

Agenda

- Welcome
- Overview of Hopkins Votes and Hopkins voting rates
- Mail-in vs. In-person
- Deadlines
- Resources
- Questions

Who We Are

Hopkins Votes is a nonpartisan university-wide initiative that strives to educate and empower all JHU members to participate in the democratic process.

- Hopkins Votes Ambassadors
- Faculty/staff
- Students
- YOU!



5 Components of Hopkins Votes

- Voter Registration
- Voter Education
- Ballot Access
- Get Out The Vote
- Census Outreach



Hopkins by the Numbers

The following statistics were reported by the
National Study of Learning, Voting, and Engagement



2016

55.8%

Overall voting rate

36.2%


In-person voting rate

62.8%

Voting rate for Arts
and Science
Students

46.9%

Voting rate for
Engineering
Students





2018

44.8%

Overall voting rate

36.8%


In-person voting rate

57.3%

Voting rate for Arts
and Science
Students

35.0%

Voting rate for
Engineering
Students



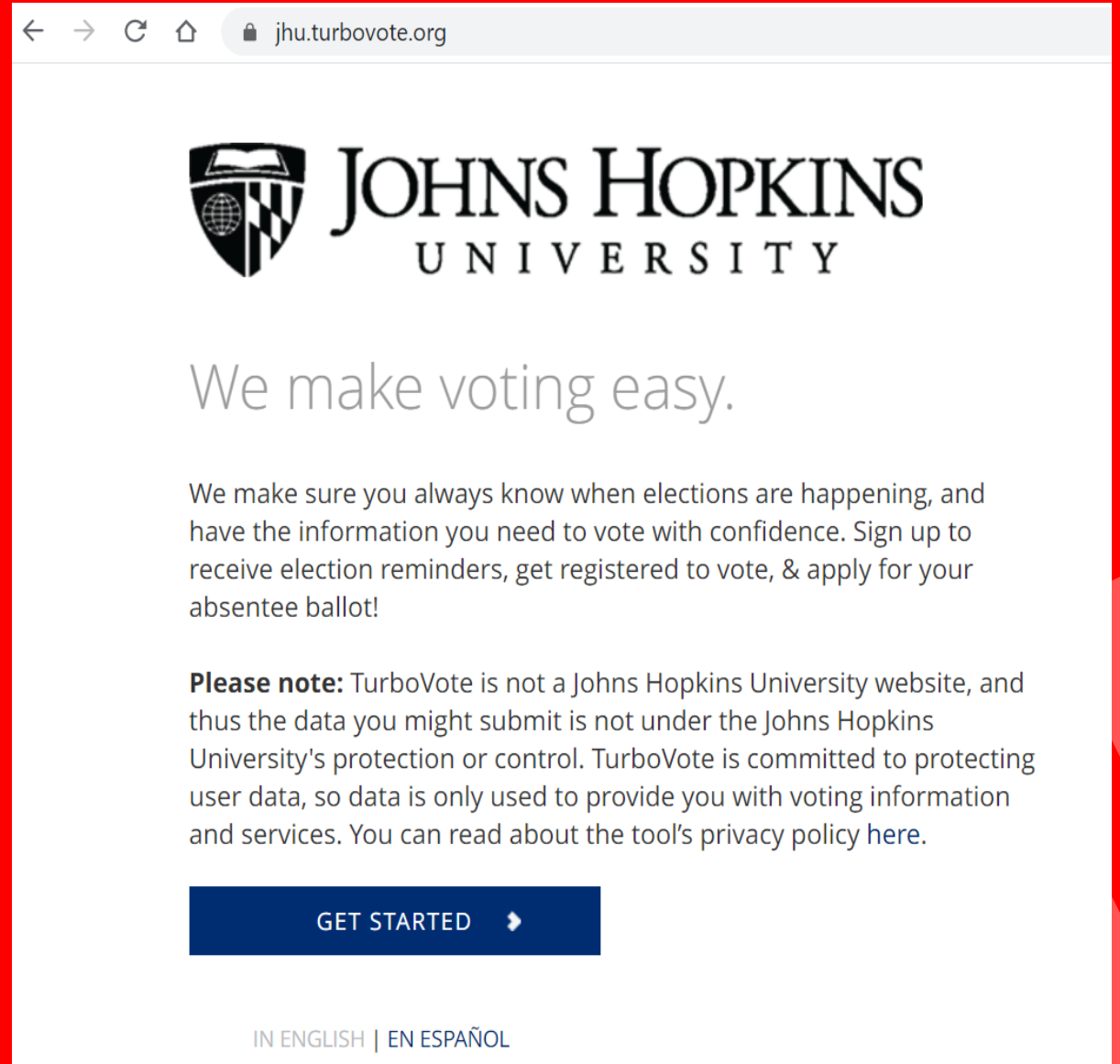


Registering to Vote

But, how do I register to vote? Where do I go? What do I do?


[JHU.TURBOVOTE.ORG](https://jhu.turbovote.org)

Register to vote.
Get reminders.
Request your ballot.



The screenshot shows a web browser window with the address bar displaying "jhu.turbovote.org". The page features the Johns Hopkins University logo on the left and the text "JOHNS HOPKINS UNIVERSITY" on the right. Below the logo, the text "We make voting easy." is displayed in a large, light gray font. Underneath, a paragraph explains that the site ensures users know when elections are happening and provides information for voting with confidence, including registration, reminders, and absentee ballots. A "Please note" section clarifies that TurboVote is not an official Johns Hopkins University website and that user data is protected. At the bottom, there is a dark blue button with the text "GET STARTED" and a right-pointing arrow. Below the button, the text "IN ENGLISH | EN ESPAÑOL" is visible.

← → ↻ 🏠 🔒 jhu.turbovote.org

 **JOHNS HOPKINS**
UNIVERSITY

We make voting easy.

We make sure you always know when elections are happening, and have the information you need to vote with confidence. Sign up to receive election reminders, get registered to vote, & apply for your absentee ballot!

Please note: TurboVote is not a Johns Hopkins University website, and thus the data you might submit is not under the Johns Hopkins University's protection or control. TurboVote is committed to protecting user data, so data is only used to provide you with voting information and services. You can read about the tool's privacy policy [here](#).

[GET STARTED](#) ➔

IN ENGLISH | EN ESPAÑOL

The background is a solid red color. In the top-left and bottom-right corners, there are decorative elements consisting of several overlapping, semi-transparent, light red rectangular shapes that create a sense of depth and movement.

What Method Should I Use to Vote?

In-person vs. Mail-in Voting

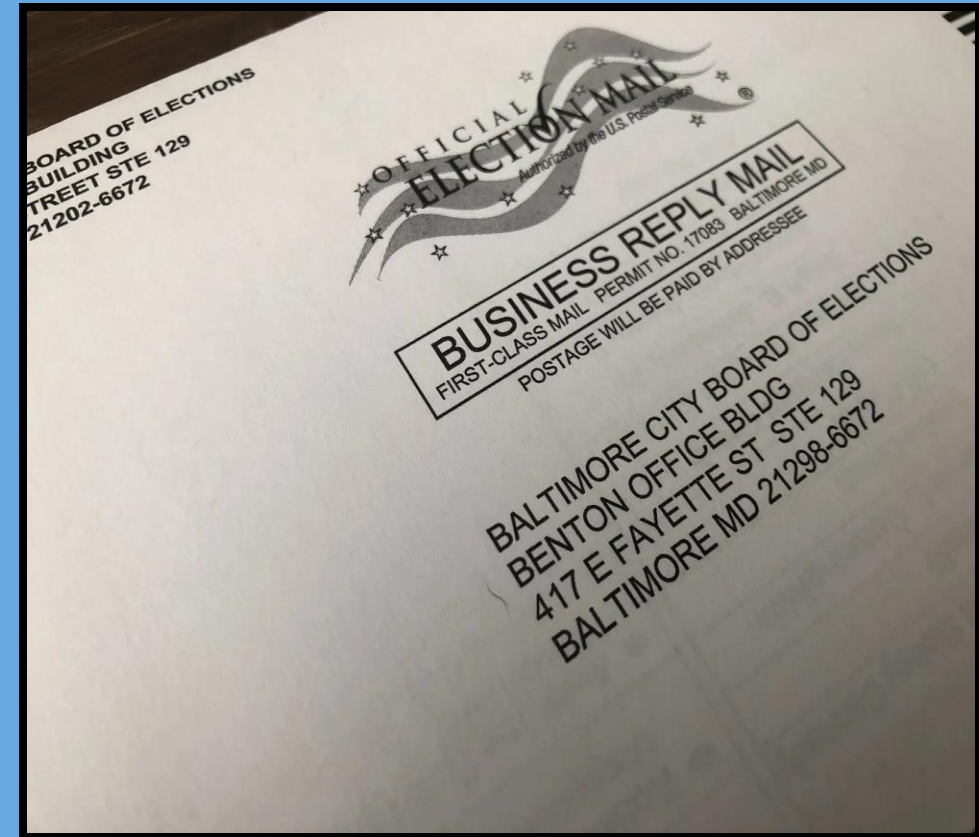
Voting in Person

- 42 states allow early voting, check your state's rules and available polling sites
- If voting on Election Day, be sure you bring the necessary identification (each state's requirements are different)
- Find your specific polling site



Mail-in Ballots

- Most states allow mail-in ballots as an option with no justification (some require a reason for mailing in)
- Mail-in and absentee ballots are the same thing
- Two options for submitting: send via USPS or find a local dropbox
- To check on the status of your ballot...





Get Informed

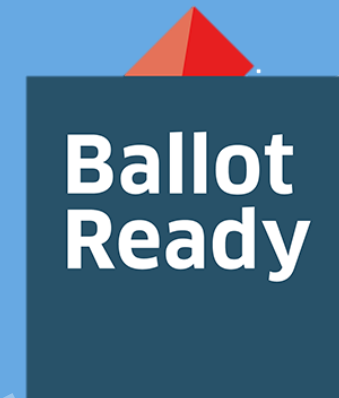

Where can I find more information on candidates and measures?

Who is on my ballot?

- President of the U.S.A.
- County Judge
- State Treasurer
- Sheriff
- State senate

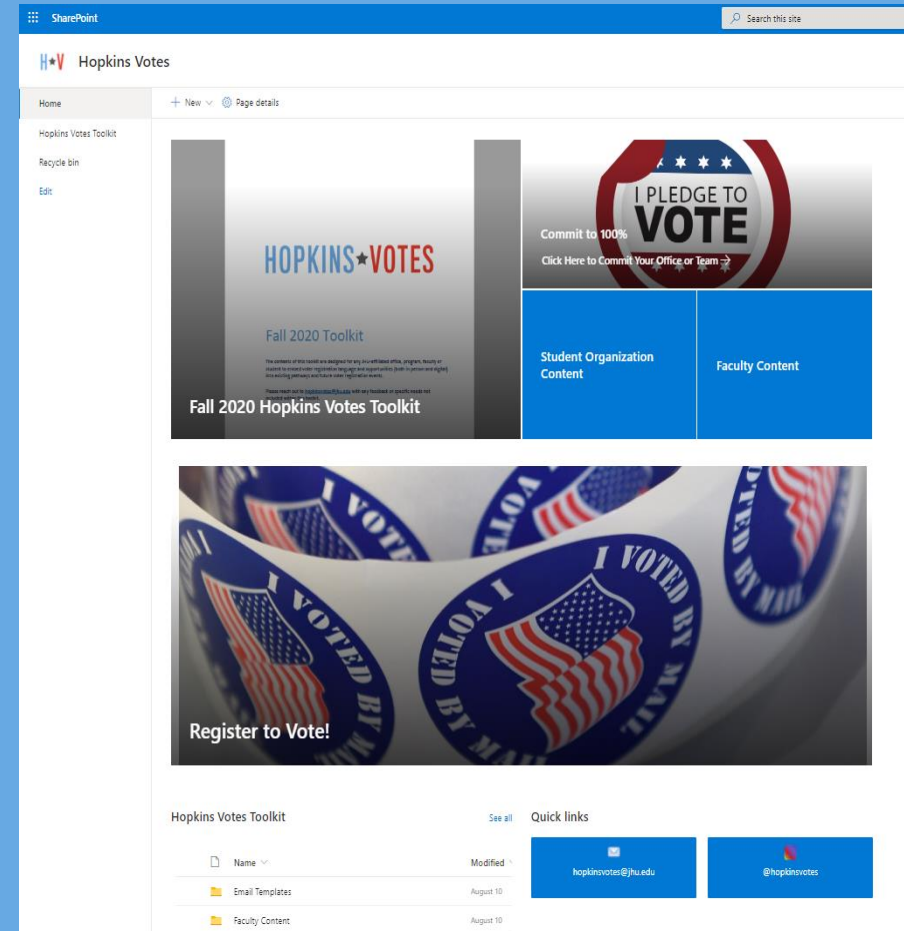
What is on my ballot?

- Ballot initiatives (Yes/No)



Hopkins Votes Toolkit

- All materials are easily accessible on the Hopkins Votes Toolkit that can be accessed on at **hopkinsvotes.jhu.edu**
- Toolkit resources include:
 - Voter Registration Email Templates
 - Hopkins Votes Branded Email Signatures
 - Faculty Content
 - Voter Registration Slides for Zoom / PPT Presentations
 - Hopkins Votes Marketing Materials
 - National Study of Learning, Voting, and Engagement (NSLVE) JHU Student Voting Data
 - Social Media Assets
 - Zoom or Microsoft Teams Virtual Background



Next Steps...

- Make YOUR plan to vote
- Talk with your family to ensure that they have registered and are creating their own plan

Election Day: Tuesday, Nov 3, 2020

[JHU.TURBOVOTE.ORG](https://www.jhu.edu/turbovote.org)





Questions?

HOPKINS★VOTES

Access voter registration materials
by scanning the QR code or by
visiting jhu.turbovote.org

