



Welcome Parents & Families

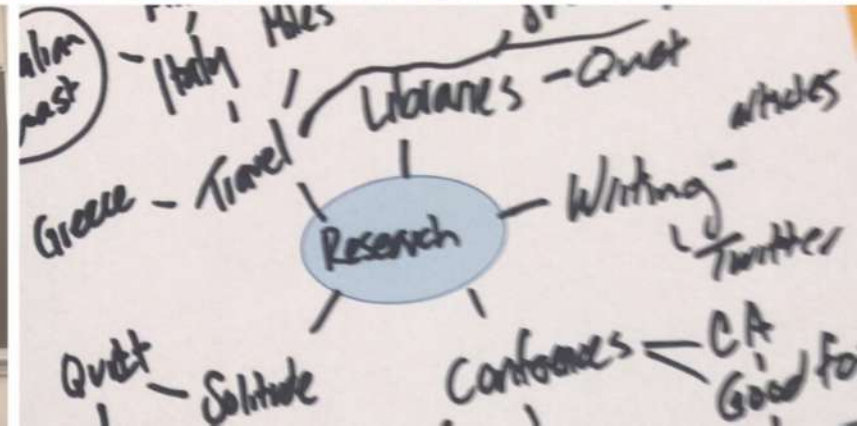
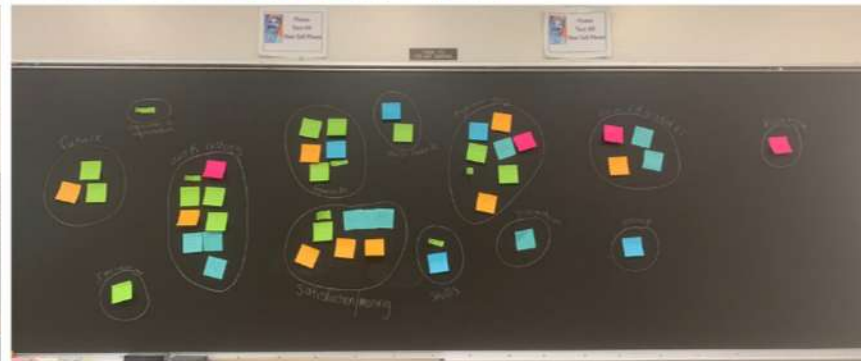

Life Design's Support to Student Outcomes

Matthew Golden | Executive Director, LDL

What's the Life Design Lab?



- Career Center vs. Life Design
- Services vs. Equity
- FDS Outcome vs. Lifelong Learning

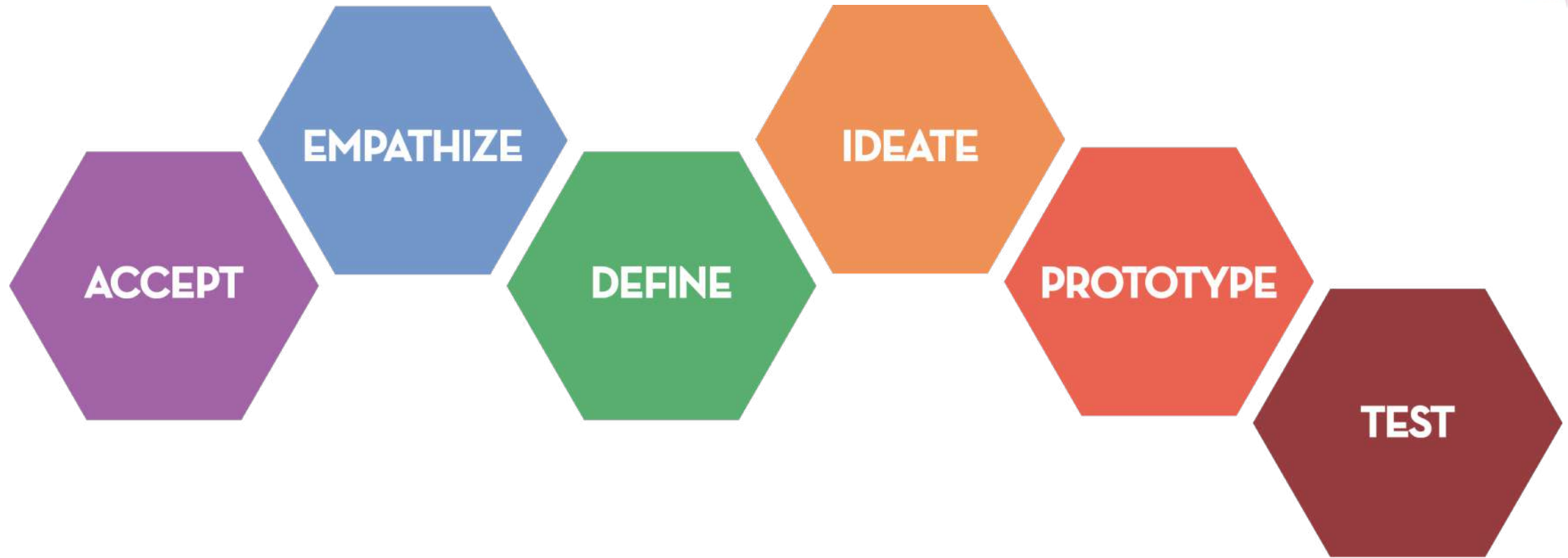


What is Life Design?



applying the innovation principles of **design thinking** to the **wicked problem** of **designing your life**

The Life Design Approach



Copyright Bill Burnett, Dave Evans, and Stanford University



EXTERNAL

Resources, Priorities, Behavior Design,
Prototype Experiences, Mentorship and
Prototype Conversations

LOOK BACK

Past Experiences, People, Places, and
Cohesion with the Internal



LOOK FORWARD

Potential Future Lives, Journeys,
Stakeholders, Artifacts, Storytelling

INTERNAL

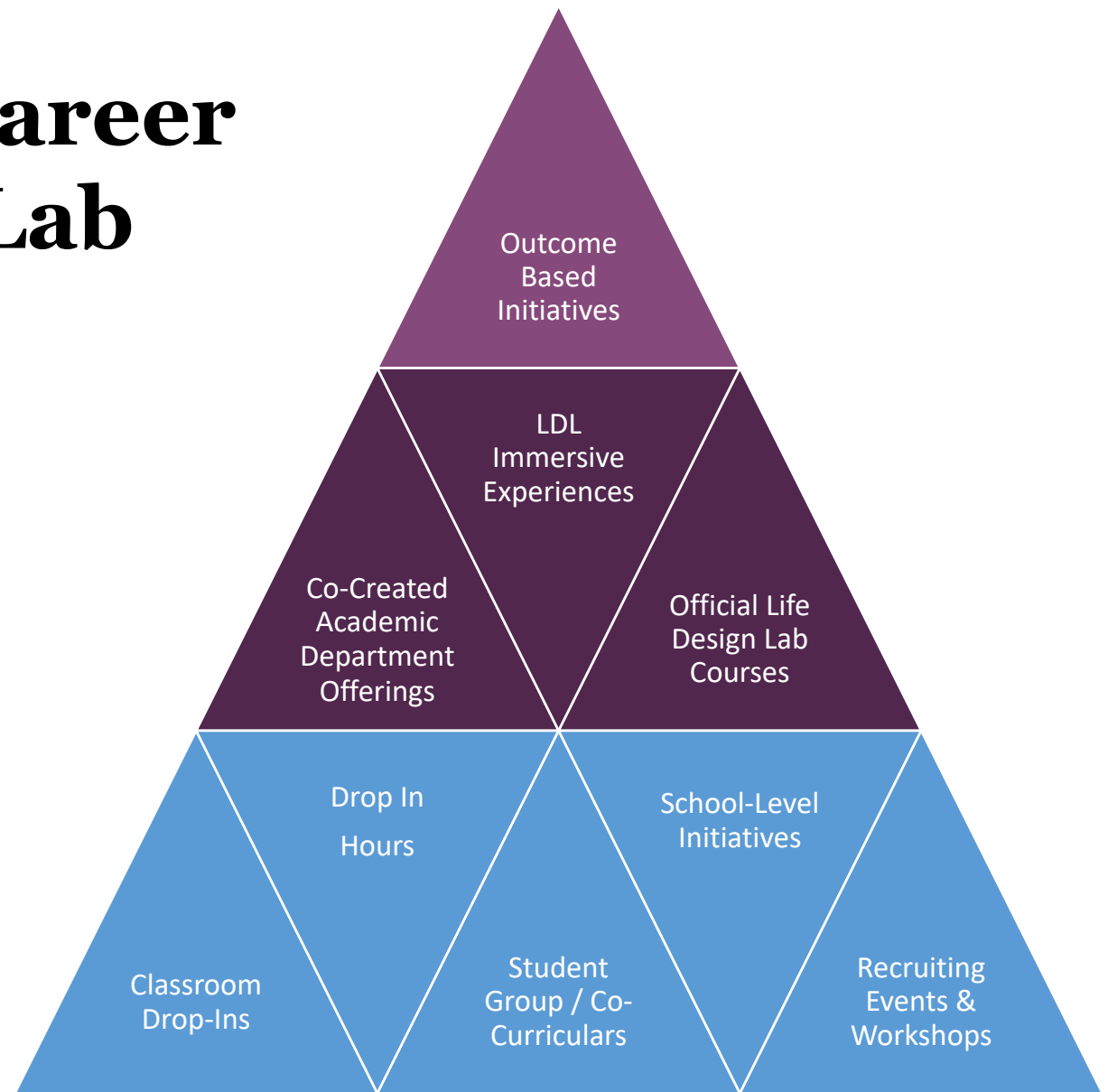
Values, Identities, Strengths, Mindsets,
Views




life design lab:

we do the work that helps your student
figure out **what they want to grow into**
as their life design unfolds.

Engagement Models: Career Center vs. Life Design Lab





Life Design Opportunities Summer Grants Initial Outcomes

Curricular Opportunities



Arrive and Thrive

- 6 Section Led by Life Design Staff
- (96 seats)

HEART & SOUL

- 2-4 Sections Led by Staff
- (24-48 Seats)

First Year Seminar (Pilot)

- 1 Section Led by Life Design Staff
- (12 Seats)

Intersession Courses and Treks

- 6-8 Courses/Treks Led by Staff
- (Approx. 200-250 seats)

HESS (WSE)

- 1-3 Sections Led by Life Design Staff
- (12-40+ Seats)

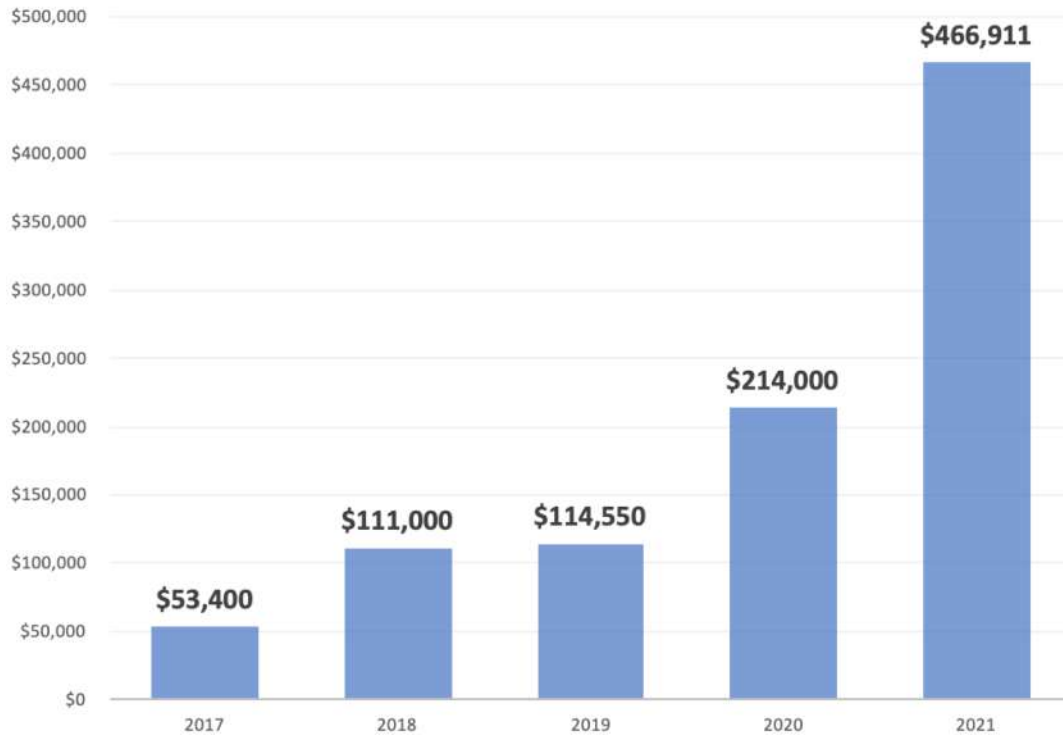
Life Design Summer Institute

- 4 Sections Led by Staff
- (108 Seats)

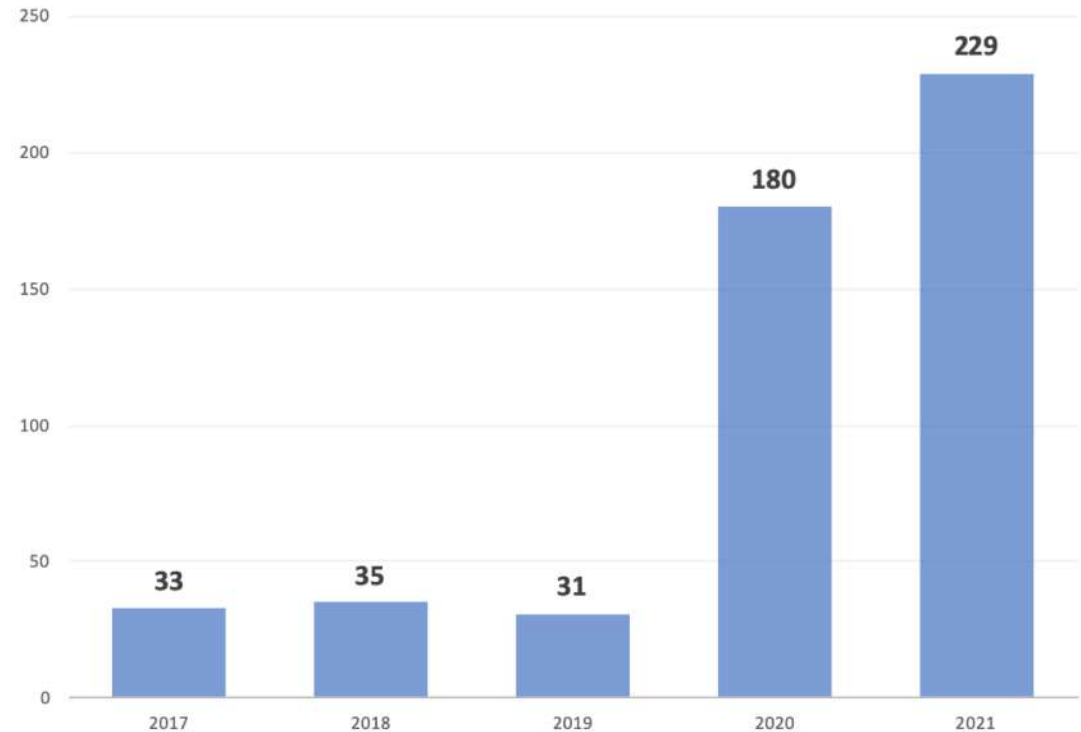
Summer Grant Support Over Time



Grant Funding Through Life Design Lab / Career Center



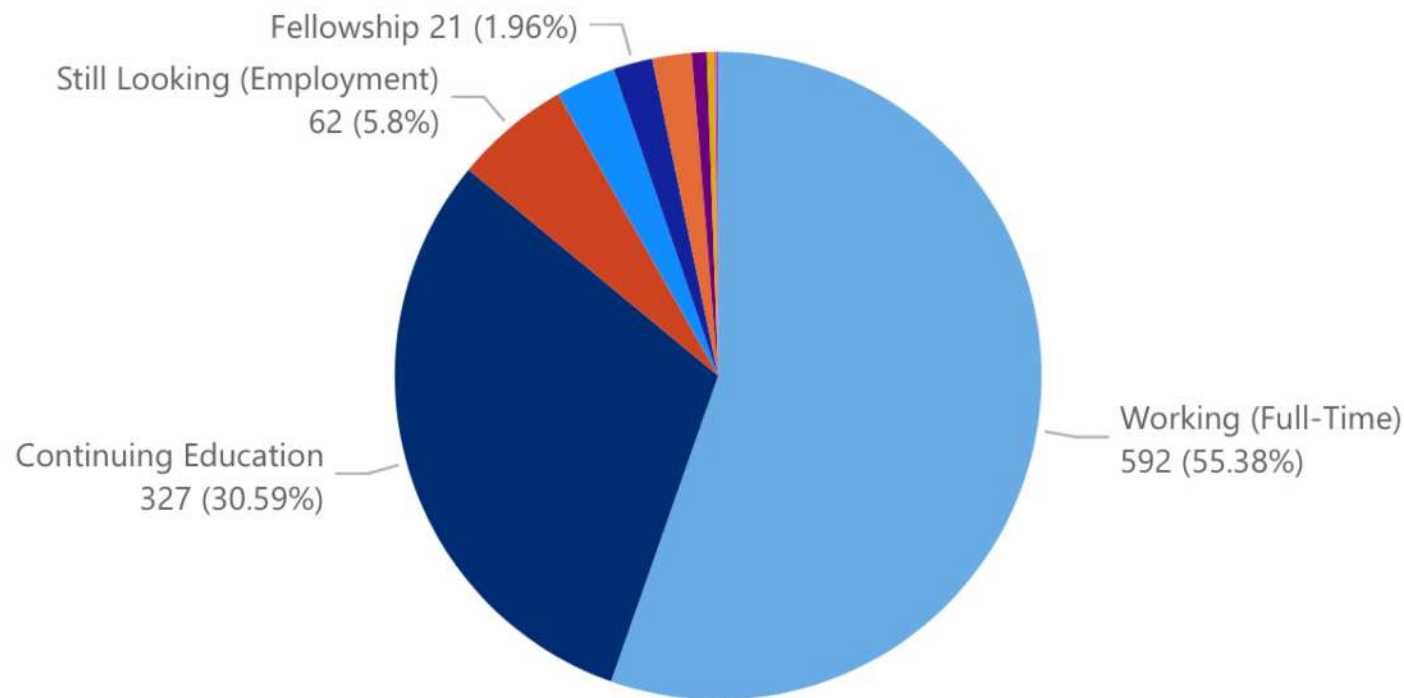
Number of Students Supported





Post Graduation Snapshot

- 92% of our Students have their post-graduation opportunity within 6-months of graduation.
- Pre-Med: 95% of students taking a bridge year have secured a meaningful experience upon graduation.
- Engineering: The average starting salary of graduates out of WSE is \$80,018
- Top Eng. Employers: Amazon, JHU, Facebook, Deloitte, APL, Medtronic & Microsoft
- KSAS: 61% of graduates go into FTE, 32% onto continuing education.
- Locations: MD, NY, CA, MA, NJ, DC, VA, TX



The Imagine Center

The image shows the exterior of The Imagine Center, a modern building with a prominent covered walkway on the left side supported by white columns. The main building features large glass windows and a central glass-enclosed entrance. The foreground is a paved courtyard with a brick pattern, and a small landscaped area with mulch is visible in the bottom right. The sky is clear blue, and bare tree branches are visible in the upper right.

imagine.jhu.edu