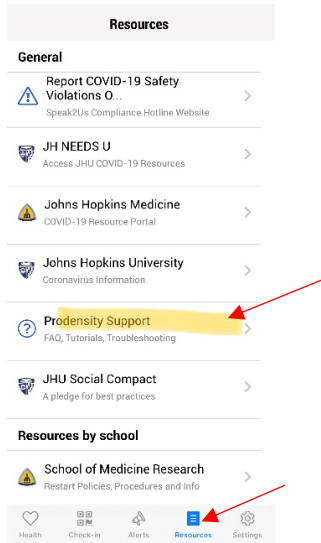
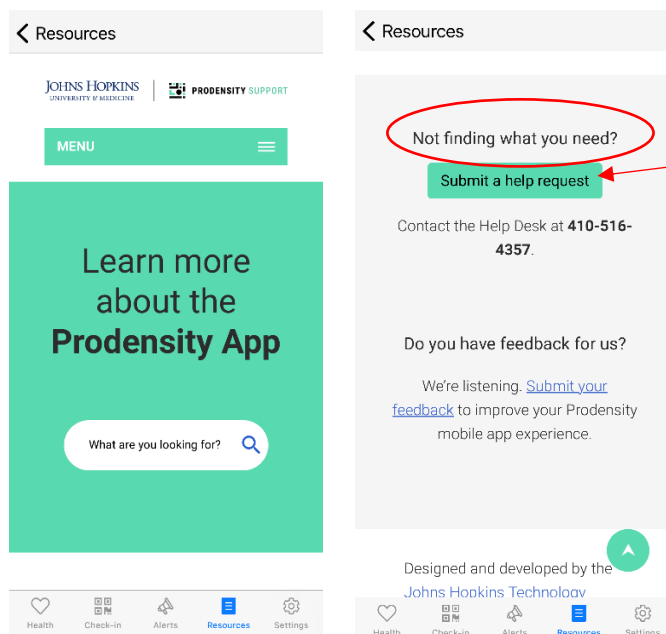


Having trouble using the Prodensity app? Follow the instructions below to request support.

1. Open the Prodensity app and tap on the “Resources” tab. Then select “Prodensity Support”.




2. Scroll down until you see “Not finding what you need?” and the green “Submit a help request” button. Tap that button.



3. Complete the App Help Form.

[Resources](#)





Prodensity Mobile App - Help Form


Do you need help using the Prodensity mobile app? For the quickest assistance, check first to see if what you're experiencing is addressed in the [FAQs](#), [Common Troubleshooting](#), or [Feature Tutorial](#) sections of the support website. If you still need help, submit a help request below.


Name *


FirstLast

Health

Check-in

Alerts

Resources

Settings